




# AP Exam Update

## Testing specifics



Red Bank Regional High School  
May 4th, 2020



# AP Exams 2020

---

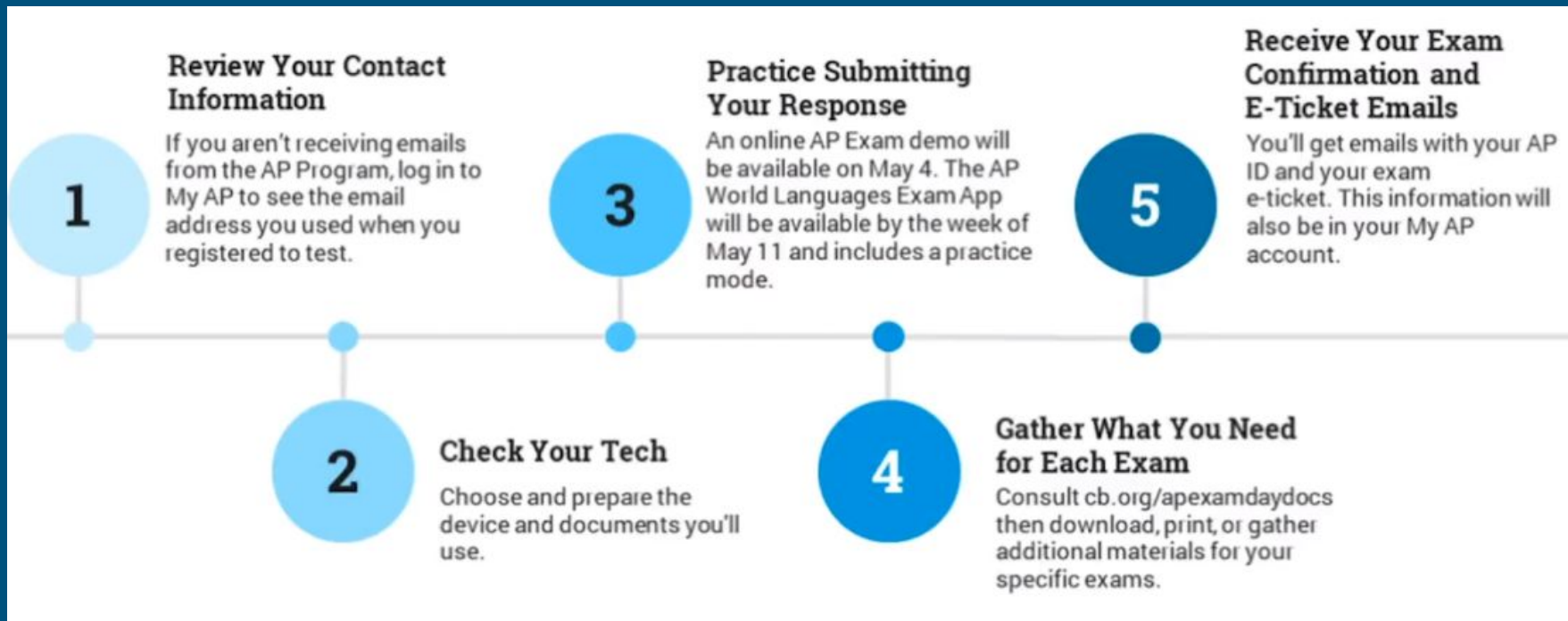
Due to the world-wide pandemic and current education situation the AP exams have changed to an online platform this year.

The following slides are a guide to help parents and students navigate the new platform and requirements for testing.

Your students' AP teachers have been working diligently to help prepare your student for the test and make them aware of the changes along the way.

Please read through the slides and links provided in this presentation.

# The five steps students should take before exam day



# What do students need for their specific exam?

---

Students should have a laptop/chromebook and/or smartphone for their exam. With one of the following browsers, Chrome, firefox, Safari, or Microsoft Edge, beacuse **Internet Explore can't be used for AP testing.**

- Exam specific material at <https://apcoronavirusupdates.collegeboard.org/students/taking-ap-exams/what-students-need-on-exam-day>
- Exam day references and guides needed for specific exams <https://apcoronavirusupdates.collegeboard.org/students/taking-ap-exams/getting-ready-for-exam-day/references-and-guides>
- All students should also print out or have access to the AP exam checklist found at <https://apcoronavirusupdates.collegeboard.org/students/taking-ap-exams/getting-ready-for-exam-day/exam-day-checklist>

# Accessing the test

---

Students will be emailed an e-ticket for their specific exams two days prior to the scheduled exam date and time.

The email that is used is the one students have provided on their myap.collegeboard.org account

If the student is unsure and/or can not find the email with the e-ticket, students can access the e-ticket through their myAP account.

Students should log into this account prior to May 7th by 5:30pm to confirm their email address, this is also the last day to update emails if needed. ([Directions](#))

# E-ticket

---

E-tickets will be emailed 2 days prior to scheduled exam. ([Schedule](#))

This ticket will have the students AP ID number which is needed for exam day.

This also contains the link for students to access the exam.

## Your AP Subject Exam E-Ticket

Hi, Student,

Your AP Subject Exam is two days away.

Student Name

AP ID:

XXXXXXXXXX

AP Subject, Date

Time: Your Local Equivalent of Time p.m.  
Eastern Daylight Time

Go to your exam 30 mins before it starts

[Find your local time](#)

Go to Exam

# Logging -In

---

Students should log into the exam 30 minutes prior to the start of the exam.

This gives them time to work out any technical issues and answer security questions.

The exam will start promptly at its scheduled times.

If students incur an issue that prevents them from completing the exam they can request a makeup.

# What if something goes wrong during testing?

---

If a student has any issues on exam day that prevents them from testing successfully, the student will be directed to an AP MAKEUP TESTING REQUEST FORM. This is where the student can describe what happened and request an e-ticket for a June makeup exam.

This can also be accessed at [cb.org/requestmakeup](https://cb.org/requestmakeup), I would keep this link handy on test day.

Students will need original e-ticket to fill out the form

THIS MUST BE DONE WITHIN 48 HOURS of the exam date.

All decisions for makeups will be made the week of May 25th and the student will be emailed with the decision.

**Note: Simply running out of time to submit a response on exam day will not be a valid reason to request a makeup.**



# There are 3 ways to submit answers

Music Theory and World Language on next two slides

The exam questions are viewed by students in a web browser, like Chrome. Students type or write their responses outside that browser. They then choose from three options to submit responses:



Copy and paste  
a typed response.



Attach a typed response.



Attach one or more photos  
of a handwritten response.

More information

<https://apcoronavirusupdates.collegeboard.org/students/taking-ap-exams/exam-day-experience/submission-guidelines>

# Music Theory Exam

Best device to use: smartphone or tablet

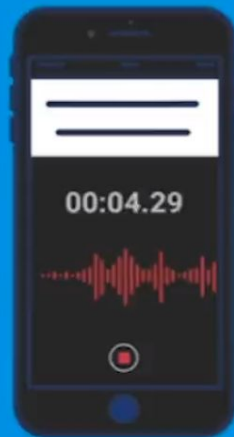
## Before the exam:

- Print or copy by hand the **2020 Question 1 Music Theory Answer Sheet**. Download at [cb.org/apexamdaydocs](https://cb.org/apexamdaydocs). TIPS: Prepare extra answer sheets in case of mistakes; have extra staff paper for scratch work.
- Make sure you have an **audio recording app or audio recording software**, such as Recorder, Voice Memos, GarageBand (or Audacity, if you're using a computer) to record your sight-singing performance.

## On exam day:

- Copy by hand portions of Question 1 onto your answer sheet, and then complete the question.
- Take a photo of your completed answer sheet, attach it, and click **Submit** before time expires for Question 1.
- Follow the directions to record your melodies for Question 2, pausing when instructed to ensure that both melodies are included in a **single audio file**.
  - Accepted file formats: .m4a, .mp3, .wav, .ogg
- Attach your file, and click **Submit** before time expires for Question 2.

Detailed information about Music Theory exams is available at [cb.org/apmusictheory](https://cb.org/apmusictheory).



**REMEMBER:**  
**You must have your own  
recording app or software.**

# Testing with Accommodations

---

Students with approved accommodations don't need to submit any further request.

Extended time will be provided through the online exam.

Online AP exams will be compatible with assistive technologies such as screen-reader software, and zoom in functionality in the browser

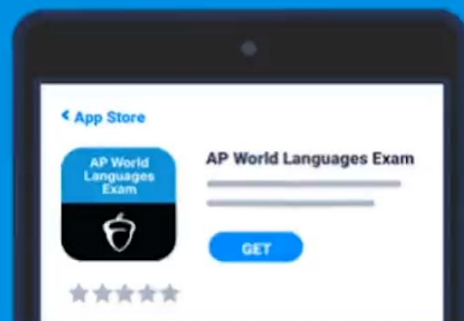
Student who are approved for screen-reader technology should ensure it works with Chrome, Firefox, Safari, or Microsoft Edge, because Internet Explore can't be used for AP testing.

Students approved for a scribe or reader may be assisted by a family or household member while testing.

# World Language Exams

Required device: iOS or Android tablet or smartphone; these exams **CANNOT** be taken on laptop or desktop computers

- World language and culture exams (Chinese, French, German, Italian, Japanese, and Spanish) consist of speaking tasks only.
- Before the exam, you must download the free AP World Languages Exam App—available in both the Apple App Store and the Google Play Store.
  - Practice using the app (before exam day, the app is in practice mode).
  - If asked, grant the app permission to access your microphone.
- Headphones with microphone are permitted but not required.
- Exam day readiness check:
  - Make sure your tablet or phone can access the internet by Wi-Fi or cellular data, has at least 30MB of available storage, and is charged to at least 25% battery or is plugged in.
  - Make sure the AP World Languages Exam App is **closed on your device** before you click your e-ticket to get started.
- Taking the exam:
  - Check in to your exam with your e-ticket on the device that has the AP World Languages Exam App installed. Complete any requested information.
  - When prompted, select **Start My Exam** to launch the app and complete your exam.
  - If asked, grant the app permission to access your microphone.
  - The app will automatically record your responses and submit them.



**Practice with AP World Languages Exam App.**

Available for download the week of May 11.

Learn More at [cb.org/apworldlanguages](https://cb.org/apworldlanguages)

# Exam demos

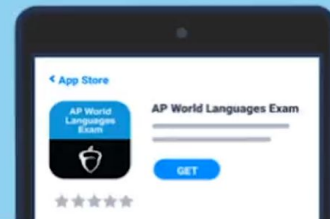
Practice submitting answers and speaking for World Language exams

## Use the AP 2020 Exam Demo to Practice and Test Your Tech



### Practice submitting responses with the exam demo.

From May 4, you can access an AP 2020 Exam Demo at [cb.org/apdemo](https://cb.org/apdemo). It will allow you to practice the different ways to submit your responses. If you can't connect to this demo from your planned testing device, you'll not be able to access the real exam on test day. Update your browser (see tips on slide 51). Then try again. If you still can't access the Demo, ask for your AP coordinator's help to contact your school's tech experts for assistance.



### World language students can practice with their exam app.

Beginning the week of May 11, if you're taking world language exams, download the AP World Languages Exam App. Before your exam, use the app's practice mode to become familiar with its features, test your technology's compatibility, and check the quality of sound in your intended exam location. After you practice using the app, you must close it on your device before testing.

# Thank you

---

*If you have any additional questions please have your student contact their teacher or guidance counselor*

*Additional Information can be found at [College Board website](#)*

*Jessica Verdiglione  
Data and Testing Coordinator  
[jverdiglione@rbrhs.org](mailto:jverdiglione@rbrhs.org)*